


# REC LT SERIES

## FEATURES

- Employment of suitable plastic materials to be applied to high temperature and various chemical solution
- Power consumption: 0.33W~0.45W
- Using at cooking appliances, air conditioners, audio equipments, domestic appliances, car control units, etc.



## ORDERING INFORMATION

LT — 12 G S  
1                      2                      3                      4

1. Type
2. Coil Nominal Voltage
3. Contact Rating  
G : 10A
4. Coil Sensitivity  
Nil : 0.45W  
S : 0.33W

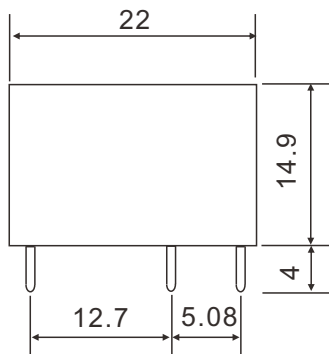
## COIL DATA(0.45W,0.33W, at 25°C)

| Coil Nominal Voltage (VDC) | Resistance Tol.±10% (Ohms) |       | Nominal Current (mA) |       | Maximum Pick Up Voltage (V) | Minimum Drop Out Voltage (V) |
|----------------------------|----------------------------|-------|----------------------|-------|-----------------------------|------------------------------|
|                            | 0.45W                      | 0.33W | 0.45W                | 0.33W |                             |                              |
| 3                          | 20                         | 27    | 150.0                | 111.1 | 2.1                         | 0.3                          |
| 5                          | 56                         | 75    | 89.2                 | 62.5  | 3.5                         | 0.5                          |
| 6                          | 80                         | 110   | 75.0                 | 54.5  | 4.2                         | 0.6                          |
| 9                          | 180                        | 250   | 50.0                 | 36.0  | 6.3                         | 0.9                          |
| 12                         | 320                        | 440   | 37.5                 | 30.0  | 8.4                         | 1.2                          |
| 24                         | 1,280                      | 1,750 | 18.7                 | 13.4  | 16.8                        | 2.4                          |
| 48                         | 4,600                      |       | 10.4                 |       | 33.6                        | 4.8                          |

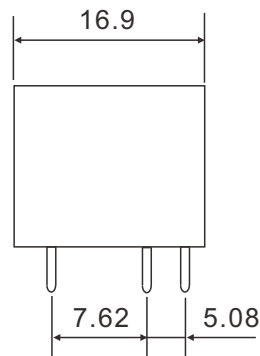
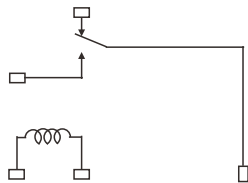
## CONTACT RATING

|                         |                  |     |
|-------------------------|------------------|-----|
| Resistive (Cos.θ = 1)   | AC 120V / DC 30V | 10A |
|                         | AC 240V          | 6A  |
| Inductive (Cos.θ = 0.4) | AC 120V / DC 30V | 6A  |
|                         | AC 240V          | 3A  |

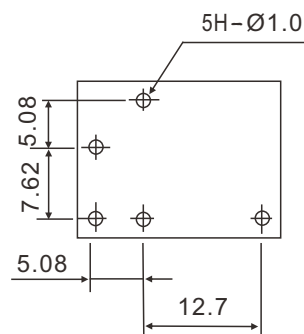
## DIMENSIONS(±0.2mm)



WIRING DIAGRAM  
(BOTTOM VIEW)



P.C.B LAYOUT  
(BOTTOM VIEW)



## GENERAL DATA

|                       |   |
|-----------------------|---|
| Insulation Resistance | 100 MΩ Min. (DC 500V)                                   |
| Dielectric Strength   | 750 VAC, 50/60Hz between contact.                       |
|                       | 1,500 VAC, 50/60Hz between all elements.                |
| Contact Material      | Ag Alloy.   |
| Contact Resistance    | 100 milliohms max. ( initial value )                    |
| Shock Resistance      | Malfunction: 10G(11ms) ; Destructive: 100G(6ms)         |
| Vibration Resistance  | Malfunction: 10 to 55 Hz. at Double Amplitude of 1.5 mm |
|                       | Destructive: 10 to 55 Hz. at Double Amplitude of 1.5 mm |
| Operation Time        | 10 ms max.  |
| Release Time          | 10 ms max.  |
| Temperature Range     | - 25°C ~ + 60°C   |
| Expected Life         | With operation rate 30/min.                             |
|                       | Mechanical - 10,000,000 operations min.                 |
|                       | Electrical - 100,000 operations min. at rated load.     |
| Weight                | 10 grams  |