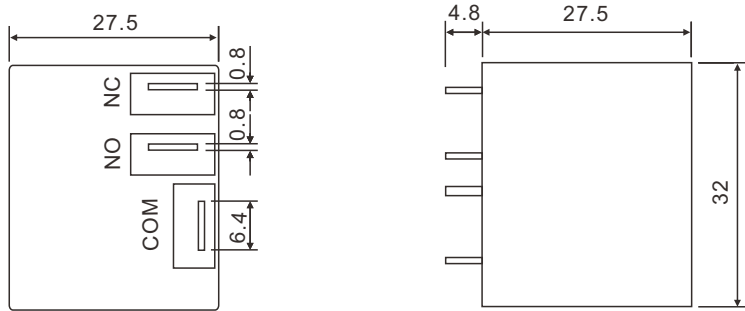




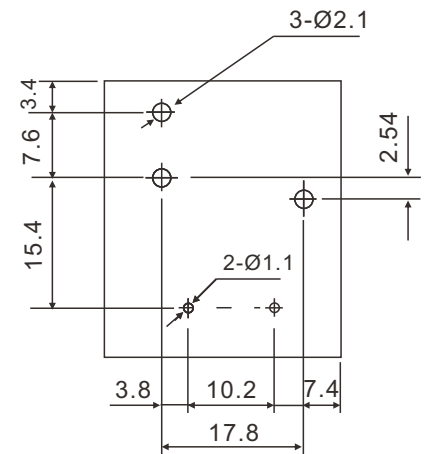
## CONTACT RATING

1A(1PST-NO)	Resistive (Cos.θ = 1)	AC 240V /DC28V	30A
1B(1PST-NC)	Resistive (Cos.θ = 1)	AC 240V /DC28V	15A
1C(1PDT)	Resistive (Cos.θ = 1)	AC 240V /DC28V	NC:10A/NO:20A
L:1C(1PDT)	Resistive (Cos.θ = 1)	AC 240V/ DC 30V	NC:30A/NO:40A
T:1C(1PDT)	Resistive (Cos.θ = 1)	AC 240V/ DC 30V	NC:20A/NC:10A

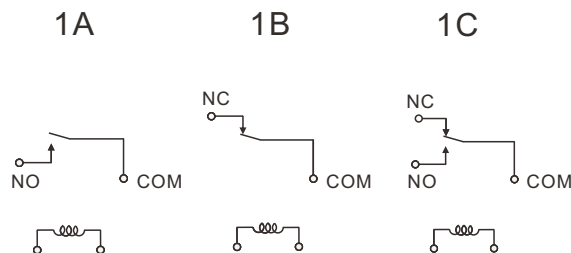
## DIMENSIONS(±0.2mm)



### P.C.B LAYOUT (BOTTOM VIEW)



### WIRING DIAGRAM(BOTTOM VIEW)



## GENERAL DATA

Insulation Resistance	100 MΩ Min. (DC 500V)
Dielectric Strength	1,500 VAC, 50/60Hz between contact.
	2,000 VAC, 50/60Hz between all elements.
Contact Material	Ag Alloy.
Contact Resistance	50 milliohms max. ( initial value )
Shock Resistance	Malfunction: 10G(11ms) ; Destructive: 100G(6ms)
Vibration Resistance	Malfunction: 10 to 55 Hz. at Double Amplitude of 1.5 mm
	Destructive: 10 to 55 Hz. at Double Amplitude of 1.5 mm
Operation Time	15 ms max.
Release Time	10 ms max.
Temperature Range	- 40°C ~ + 85°C
Expected Life	With operation rate 30/min.
	Mechanical - 10,000,000 operations min.
	Nil type Electrical - 100,000 operations min. at rated load. T type Electrical - 70,000 operations min. at rated load.
Weight	32 grams